



2008 Annual Educational and financial report for

St John's Lutheran Primary School, Jindera.

Principal: Miss Sharon Kotzur

154 Adams St,
Jindera NSW 2642
www.stjls.nsw.edu.au
Ph: 02 6026 3220
Fax 02 6026 3289



1. A message from St John's School Council Chairman.



St. John's continued its growth during 2008 as we offered 12 classes across the primary school. To enable this growth we employed 2 new fulltime teachers, Jane Alexander and Emma Klemke. Jane's role also entailed the Deputy Principal's position. There are now 36 full and part time employees. 279 students started the year in the primary school, up from 246 in 2007. We still have a large proportion of "Lutheran" families in the school, 23% this year, well above the national average for Lutheran Schools. We are now the second largest Lutheran primary school in the SE Region.

Our Little Saints program also grew to 5 days with 40 children starting the year. This program continued to expand throughout 2008, and coming into 2009 we see additional space and staffing required.

More buildings were required for the school's expansion, and at the end of the year we completed our new Administration block as well as another classroom block. As we have doubled in size over the last 10 years, these new facilities are a must and much welcomed addition to our school.

In addition to the new buildings, we continued with the multi-purpose hall with the addition of gas heating and storage. The P&F contributed significantly to this project with their fundraising efforts for the year.



Our new Administration building almost completed....

The Riverina Review of Lutheran Education continued with a workshop in May looking at models of co-operation between the schools. Whilst no significant changes have taken place in the 5 years this subject has been on the table, we are continuing to make progress to enable St. John's to serve the Jindera community into the future.

Educationally we introduced 2 new programs this year, both in Literacy. We employed a part-time assistant to work in the Multilit program, and we started the Literacy Partnership Course to assist parents in knowing how to help their child in literacy.

In October, the teaching staff and 2 Council representatives attended the tri-ennial ACLE, the Australian Conference for Lutheran Education. A wide range of speakers, national and international, participated in numerous workshops over the 3 days, and many ideas were brought back into our school. At this conference Sharon was appointed to the executive of the Principal's Association of Lutheran Schools (PALS) where she will share her experiences and also gain valuable insight into education that will no doubt

benefit St.Johns.

The Council would like to once again thank Sharon for her efforts throughout the year.
And we look forward to working with her under God's direction into 2009.

Respectfully submitted

David Schmidt, School Council Chairman.

2. Value Added Information

A message from the Principal



2008 was another year of growth for St Johns- both in student numbers (We added many additional students and grew from 248 children to 277!!) but also in the facilities that we have at the school.

In 2008 we built another two new classrooms and a beautiful new Administration block. As we have almost doubled in size over the past 10 years – we certainly needed more space for Reception and office staff as well as more room for the staff of almost 40! 2008 was a year in which we really realised our size and the shift from being a small school – to being a much bigger and what I believe, to be better school – offering our students greater opportunities, facilities and learning.

We commenced the year with 2 brand new classrooms – complete with the latest of technology. All classrooms now have interactive whiteboards in them and much Staff professional development was carried out in support of this new technology.



We surveyed our Parent population again to gauge their reactions and opinions of the school and found satisfaction levels to be quite high and glowing.

Survey results highlighted the following Top 5's for our school:

The top fives for 2008

The 5 key elements that influence enrolment:

1. Supportive staff and caring school community
2. Commitment to Christian values
3. Academic excellence
4. Setting/location
5. Continuing the family tradition

Top 5 ways that people hear about the school:

1. Family/friends
2. Other St John's parents
3. Other
4. Radio
5. Newspaper

Top 5 strengths:

1. Caring staff
2. Christian values
3. Caring community
4. Academic excellence
5. Size

Top 5 things you would like to see improved:

1. K- 12 education (adding a high school)
2. Academic performance / challenges
3. Increased emphasis on I.T
4. More help for those struggling in class

Top five things that should NOT be changed:

1. Christian values
2. Family/ caring atmosphere
3. Size
4. Committed Christian staff

Top 5 perceived needs of the 21st Century

1. Greater emphasis on I.T
2. Offer High school
3. Academic focus
4. Commitment to good 'old fashioned values

Two major focuses for Staff teaching and learning throughout the year were:

- ❖ A continued focus on Interactive Whiteboard education and the training needed to implement them in all classrooms.
- ❖ Child protection and anti-bullying.

Another highlight of the year was the appointment of a Part time Deputy – Jane Alexander to oversee curriculum.

This is another first in the history of St John's – to actually have time release for a part time Deputy – at 0.4 FTE. In addition to these duties, Jane also taught Year 5 0.6FTE. Jane's responsibilities include Curriculum development and student welfare.

Other programs implemented throughout the year included:

- 1. Literacy Partnerships course for Parents:** To assist parents in knowing how to help their child in literacy. We are finding that as children come more and more from families who may spend less and less time together as in previous generations, and with the family unit so different, children are not coming to school with the necessary literacy skills or with parents who know how to help them. Hence – this course.
- 2. Multi-lit program:** We received a grant of \$5000 from LESER to put towards employing a literacy assistant to work with children in the upper grades. Our volunteers previously trained in the Bridges Program are 'volunteering' less and less – mostly due to not having the time - and so we need to look to employing assistants to do these jobs.
- 3. Bike Ed program:** We purchased 20 bikes to run this new course at our school. We needed to purchase the bikes due to the fact that we transport most of our children by bus – and that's too hard to get bikes out here. This program then provided much needed safety and bike maintenance education for students across grades.

It is a blessing to have staff who are highly committed, dedicated and strive for real excellence. I believe that they do an awesome job – above and beyond the call of duty.

With such a great team and desire to see St John's continue to grow, we look forward to all that 2009 holds for staff, students, parents and the greater community.

Sharon Kotzur
Principal.

A message from the Parents and Friends Association President

Our P&F has been involved in a number of activities this year, with quite a successful outcome, whether intended or not.

Our main fundraising activities for the year were:

- ❖ Bush Dance (2007)
- ❖ Lieschke Auction catering
- ❖ Lamington Drive
- ❖ STJLS Cross Country
- ❖ BIPSA Cross Country
- ❖ Bunnings BBQ
- ❖ Open Garden
- ❖ Milo and Icy Pole Days

The P&F has also been involved in providing the following:

- ❖ Catering for the School Athletics Carnival
- ❖ Catering for the Autumn and Spring working bees
- ❖ Mother's and Father's Day stalls
- ❖ Grandparents Day refreshments
- ❖ Teachers Day lunch
- ❖ Farewell to Staff gift

This year, to date, the P&F have purchased, and/or donated the following to the school, with further monies to be allocated in the general meeting this evening:

- ❖ Bain Marie
- ❖ School Banner
- ❖ Drink Cooler
- ❖ 13 Trestle Tables
- ❖ \$4000 Pledge from 2007
- ❖ \$750 to the Library for Readers

I would like to thank the committee of 2008 who have been very supportive of the activities which we undertook this year and in attendance at our meetings. Also thanks to everyone who has helped us with fundraising and other activities throughout the year. It is often the regular small group of helpers who assist with our endeavours, and I appreciate that you spare the time.

May the new committee for 2009 have the same success and support that we have had in the past year.

Respectfully submitted,
Kathy Anderson

3. School Performance in National Tests

National Assessment Program Literacy and Numeracy (NAPLAN) in Years 3 and 5

Year 3:

In 2008, 34 Year 3 students took part in the National Assessment Program Literacy and Numeracy (NAPLAN).

In Year 3, 100% of students achieved skill in bands 3 or higher in Overall literacy results compared to 92% of the State and 100% achieved skill in bands 3 or higher in numeracy compared to 90% of the state.

A further breakdown of results showed that:

- 100% of Year 3 students achieved skill in Band 3 or higher in overall literacy as compared with 91% of the Country.
- Achievement in reading was 100% at band 3 or higher compared to 83% of the country.
- Achievement in Spelling was 85% at band 3 or higher compared to 88% of the country.
- Achievement in writing was 97% at band 3 or higher compared to 94% of the country.
- Achievement in Number, Patterns and Algebra was 97% at Band 3 or higher compared to 87% of the country.
- Achievement in Measurement and data was 91% at band 3 or higher compared to 86% of the country.
- Achievement in Numeracy was 100% at band 3 or higher compared to 90% of the country.

Year 5:

In 2008, 46 Year 5 students took part in the National Assessment Program Literacy and Numeracy (NAPLAN).

In Year 5, 100% of students achieved skill bands 3 or higher in Overall literacy as compared to 96% of the country, and in numeracy 100% of students achieved bands 4 or higher as compared with 95% of the country.

A further breakdown of results showed that:

- 100% of Year 5 students achieved skill in Band 4 or higher in overall literacy as compared with 96% of the Country.
- Achievement in reading was 93% at band 4 or higher compared to 92% of the country.
- Achievement in Spelling was 98% at band 4 or higher compared to 94% of the country.
- Achievement in writing was 95% at band 4 or higher compared to 95% of the country.
- Achievement in Number, Patterns and Algebra was 98% at band 4 or higher compared to 92% of the country.
- Achievement in Measurement and data was 98% at band 4 or higher compared to 93% of the country.
- Achievement in Numeracy was 98% at band 3 or higher compared to 93% of the country.

Table 1: Naplan results for 2008 – percentages above benchmark

	Year 3	Year 5
2008 test	Percentage of students achieving Band 2 or higher	Percentage of students achieving Band 3 or higher
Overall Literacy	100%	100%
Overall Numeracy	100%	100%

4. Professional learning and teaching standards.

Professional Learning:

In 2008 staff engaged in a number of professional development and professional learning experiences.

All full time teaching staff participated in our annual staff retreat at the beginning of the year. This retreat has an emphasis on team building, spiritual development and knowledge development with regard to our teaching and educational practice as well as planning for the year ahead.

All staff at St John's took part in a number of information sessions including; AIS Policy briefings, Development of new policies, and Valuing Safe Communities Training (Anti Sexual Harassment and Discrimination).

In continuing our commitment to student welfare and wellbeing, all teaching staff participated in Anti-Bullying training and all teaching and ancillary staff attended professional development about Asthma Education and Child Protection.

Teachers also attended an information session about Irlen Lenses and a number participated in Mult-Lit training, a program to provide additional assistance for students with Literacy needs.

In regards to professional learning to extend and refine teaching and learning practices, all teaching staff participated in an IWB training session, which a number of teachers were able to consolidate their skills by attending a national IWBNet conference. Attendees disseminated their learning from this IWBNet conference through a number of workshops for peers upon their return to school.

The needs of our beginning teacher was addressed by a Beginning Teacher's Orientation Day in Melbourne, which gave graduate teachers from throughout our region a chance to network and be supported at a regional level. This teacher was also engaged in the Equip professional development program specifically designed to prepare and support teachers who teach Christian Studies in the Lutheran school.

A number of staff, together with members of School Council attended the 2008 ACLE (Australian Conference of Lutheran Educators) conference in Melbourne for 3 days during September school holidays. Participants enjoyed a number of sessions with national and international presenters as well as practical workshops.

The following summary shows the professional development activities that were undertaken by staff throughout 2008:

Name and description of Professional Development	Staff Attendance
<i>Asthma Education</i>	28
<i>Child Protection</i>	30
<i>AIIS Policy briefing</i>	30
<i>Valuing Safe Communities</i>	30
<i>Anti-bullying</i>	18
<i>Interactive Whiteboard Training</i>	18
<i>Interactive Whiteboard Conference (IWBNet)</i>	4
<i>Multi-Lit</i>	12
<i>Irlen Lenses/ Dyslexia awareness</i>	18
<i>PETA Teaching Writing series</i>	1
<i>LOTE Japanese conference</i>	2
<i>Equip: Teaching Christian Studies</i>	1
<i>ACLE Conference (Lutheran Education National Conference)</i>	10

5. Teacher attendance and retention rates

In 2008 the average staff daily attendance rate for teaching staff was 97.9%

The proportion of staff retained from 2007 was 100%.

Teaching Standards

For 2008, the teachers at St John's Lutheran Primary School can be described as follows:

Category	Number of teachers
Teachers who have teaching qualifications from a higher education institution within Australia or as recognised within the National Office or Overseas Skills Recognition (AEI-NOOSR) guideline, or	15
Teachers who have qualifications as a graduate from a higher education institution within Australia or one recognised within the AEI-NOOSR guidelines but lack formal teacher education qualifications, or	0
Teachers who do not have qualification as described in (a) and (b) but have relevant successful teaching experience or appropriate knowledge relevant to the teaching context.	0

6. Student attendance and retention rates in secondary schools – not applicable – Primary school only.

7. Post School destinations – not applicable as we are a Primary School only.

8. Enrolment Policies and Profiles

Established in 1868, St John's Lutheran Primary School has been providing quality Christian education non-stop for well over 136 years!

St. John's Primary School offers Christian education to all applicants, regardless of ethnic origin, gender, religion, financial status or disability provided that:-

- Parents seeking to enrol their child/children undertake to support the Christian ethos and stated aims of the school.
- Adequate space and resources are available.

Procedures:

1. All applications should be processed within the school's enrolment policy.
2. The school will consider each applicant's supporting statement/interview responses regarding their child's ability and willingness to support the school's ethos.
3. Each applicant's educational needs will also be considered. To do this, the school will need to gather all information and consult with the parents/family and other relevant persons. Any special needs must be identified up front.
4. The school will then identify any strategies which need to be put into place to accommodate the applicant before a decision can be made regarding the enrolment.
5. Once these things are done, the applicant will then be informed of the school's decision.

The School's full Enrolment Policy can be received by asking for one at the School Office.

Student Population:

In February 2008 the school's student population was 277 which involved students from Kinder to Year 6. This is an increase of approximately 30 students from last year. The data below was taken from the February Census.

There were approximately 149 boys and 128 girls from a background in which most families speak English as their native language. A number of children also attend who have special needs.

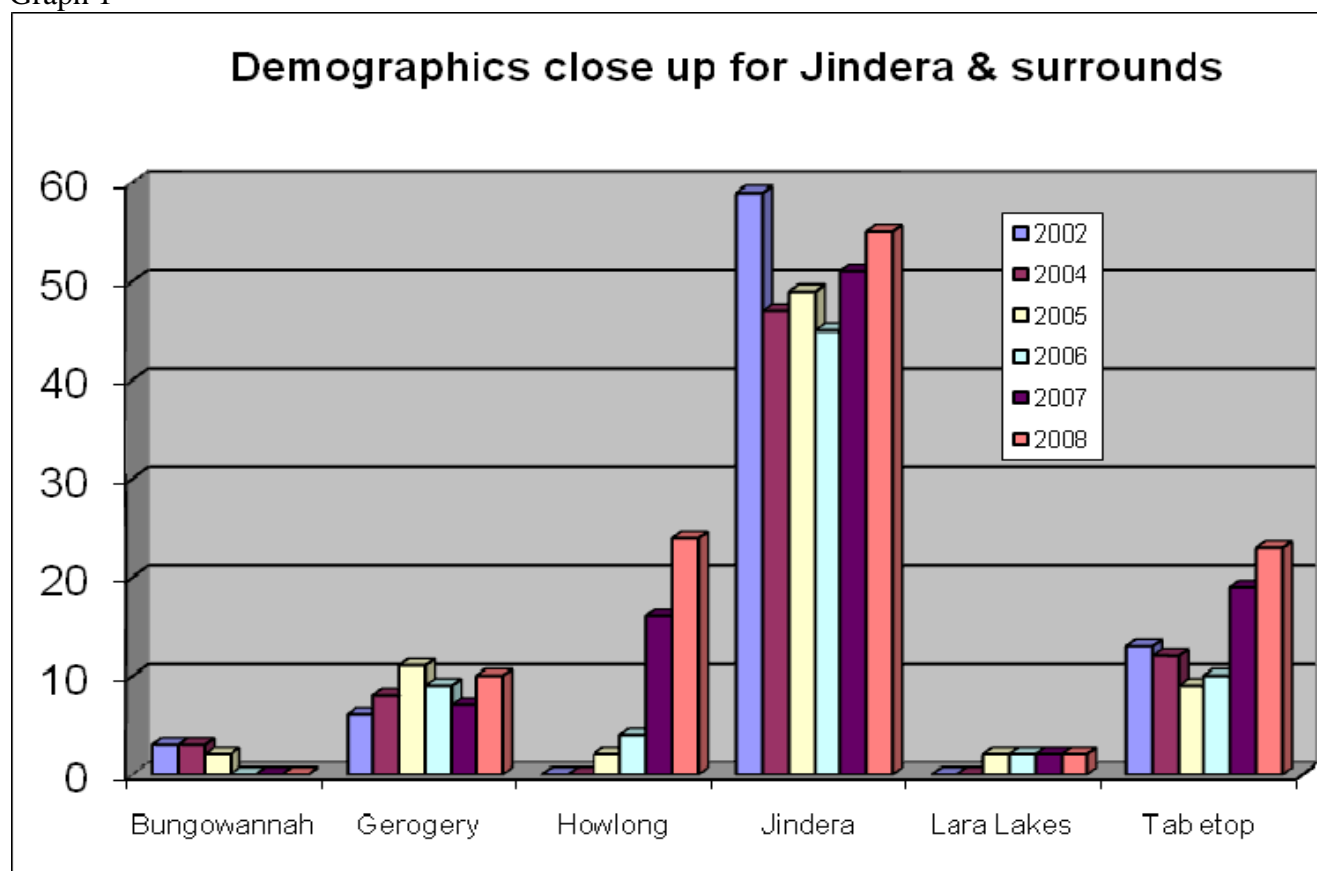
The majority – approximately 80% - of children attending the school travel by bus from a range of locations (as can be seen by the Graph below)

Children also attend from a range of denominations including some from no denomination at all which can also be seen by Table 2 on page 14.

Table 1: Demographics 2008

Suburb	2008	%
Albury	41	14.80%
Bungowannah	0	0.00%
Bungowannah	4	1.44%
Gerogery	10	3.61%
Howlong	24	8.66%
Jindera	55	19.85%
Lara Lakes	2	0.72%
Lavington	56	20.21%
Tabletop	23	8.30%
Thurgoona	19	6.85%
Walla	23	8.34%
Wodonga	1	0.36%
Culcairn	11	3.97%
Mullengandra	2	0.77%
Other	6	2.16%
Total:	277	100.00%

Graph 1



Demographics close up of Albury area

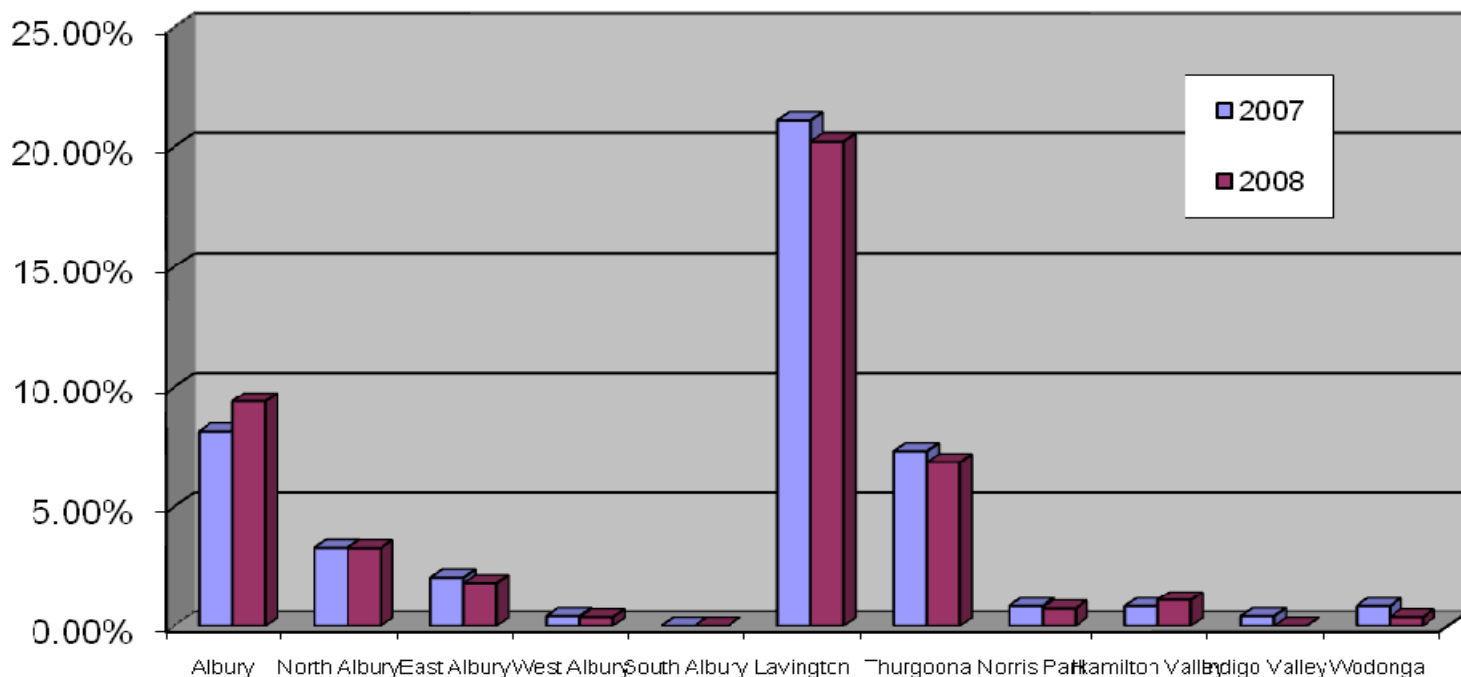


Table 2: Denominational break down

2008	No.	%
Anglican	41	14.80%
Baptist	7	2.52%
Catholic	50	18.05%
Christian	1	0.36%
Church of Christ	6	2.16%
Church of England	17	6.13%
Church of Latter Day Saints	1	0.36%
Lutheran	65	23.46%
Methodist	0	0
Nil	27	9.74%
Other	9	3.24%
Pentecostal	24	8.66%
Presbyterian	12	4.33%
Salvation Army	2	0.72%
SDA	1	0.36%
Uniting	14	5.05%
Unknown	0	0
Total:	277	99.94%

9. School policies

Student Welfare / Pastoral Care:

St John's Lutheran Primary School seeks to provide a safe and supportive environment which:

- ◆ Minimizes risk of harm and ensures students feel secure
- ◆ Supports the physical, spiritual, social, academic and emotional development of students
- ◆ Provides student welfare policies and programs that develop a sense of self-worth and foster personal development.

As such, the following policies and procedures have been put in place to ensure that the above things are encouraged and facilitated:

- ◆ Student Welfare
- ◆ Child protection
- ◆ Prohibited Employment
- ◆ Buildings and Grounds
- ◆ Emergency procedures
- ◆ Camps and Excursions
- ◆ Duty of Care
- ◆ Staff code of conduct
- ◆ Discipline and Behaviour management
- ◆ Bullying
- ◆ Sexual abuse and harassment
- ◆ Mandatory reporting
- ◆ Pastoral Care
 - First Aid
 - Medication
 - Critical incidents
 - Homework
 - Sunsmart

You may request a full copy of our Pastoral Care Policy or any other policies at the school office.

Policy	Changes in 2008	Access to full text
<ul style="list-style-type: none"> Bullying/ Harassment policy 	Reviewed both at Staff and School Council level. Minor changes made. Adopted.	A copy of the policy is available on our website http://www.stjls.nsw.edu.au/Policies.htm
<ul style="list-style-type: none"> Privacy Policy 	Reviewed by both staff and Council. Nil	A copy of the policy is available on our website http://www.stjls.nsw.edu.au/Policies.htm
<ul style="list-style-type: none"> Volunteer's Policy 	Reviewed by both staff and Council. Nil	A copy of the policy is available on our website http://www.stjls.nsw.edu.au/Policies.htm
<ul style="list-style-type: none"> Publicity policy 	Reviewed by both staff and Council. Nil	A copy of the policy is available on our website http://www.stjls.nsw.edu.au/Policies.htm
<ul style="list-style-type: none"> Sunsmart Policy 	Reviewed by both staff and Council. Nil	A copy of the policy is available on our website http://www.stjls.nsw.edu.au/Policies.htm
<ul style="list-style-type: none"> Enrolment Policy 	Reviewed by School Council	<ul style="list-style-type: none"> Available upon request from the Principal
<ul style="list-style-type: none"> Critical Incidents Policy 	Reviewed in the light of a possible critical incident. Only minor changes made.	<ul style="list-style-type: none"> Available upon request from the Principal
<ul style="list-style-type: none"> Hygiene Policy 	Brand new policy created	<ul style="list-style-type: none"> Available upon request from the Principal
<ul style="list-style-type: none"> Nutrition Policy 	Brand new policy created	<ul style="list-style-type: none"> Available upon request from the Principal
<ul style="list-style-type: none"> St JOOSH collection policy 	Brand new policy created	<ul style="list-style-type: none"> Available upon request from the Principal
<ul style="list-style-type: none"> StJOOSH fees policy 	Brand new policy created	<ul style="list-style-type: none"> Available upon request from the Principal Published on school website at http://www.stjls.nsw.edu.au/Programs_STJOOSH_fees.html

Student Discipline

Students are required to abide by the school's rules and to follow the directions of teachers and other people with authority delegated by the school. Where disciplinary action is required, penalties imposed vary according to the nature of the breach of discipline and a student's prior behaviour. Corporal punishment is not permitted under any circumstances.

All disciplinary action that may result in any sanction against the student including suspension, expulsion or exclusion provides processes based on procedural fairness.

The full text of the school's discipline policy and associated procedures is provided to all members of the school community via the Parent Directory and Information Booklet. Greater information is also found in the Staff Handbook.

Copies of all policies can also be found in the School Parent Library and/or Staff room.

Complaints and Grievances Resolution

St John's Primary School's policy for dealing with complaints and grievances includes processes for raising and responding to matters of concern identified by parents. These processes incorporate, as appropriate, principles of procedural fairness.

Such processes can be found on the School's website at <http://www.stjls.nsw.edu.au/Policies.htm> :

- ◆ Grievance policy
- ◆ Library Collection policy
- ◆ Complaints policy

10. School Determined Improvement Targets

Achievement of priorities for 2007/08:

Area	Priorities	Achievements
Teaching and Learning	<ul style="list-style-type: none"> ◆ Introduce and development of programs utilising technology and IWB's 	<ul style="list-style-type: none"> ◆ Installation of new Interactive Whiteboards into remaining classrooms ◆ Supported by whole staff training and inservicing in their use and applications.
Student Achievements	<ul style="list-style-type: none"> ◆ Continue to improve literacy and Maths standards throughout the school 	<ul style="list-style-type: none"> ◆ Running of parent literacy partnerships course ◆ Continue offering free after school Maths tutoring for children in Years 3 -6. ◆ Participation in Maths Challenge day
Student Welfare	<ul style="list-style-type: none"> ◆ Become a Asthma friendly school ◆ Child protection education and training ◆ Anti-bullying refresher courses / training for all staff 	<ul style="list-style-type: none"> ◆ Received certification of official status as an "asthma Friendly School" from the Asthma Friendly Schools team ◆ Child protection inservice from AIS 25/1/09 ◆ Whole staff inservice 17/8/2008 ◆ Whole school student surveys
Policy development	<ul style="list-style-type: none"> ◆ Continue review and improvement of school policies 	<ul style="list-style-type: none"> ◆ Reviewed: ◆ Policies put online
Staff Development	<ul style="list-style-type: none"> ◆ Continuing staff inservice and training in using Interactive Whiteboard technology ◆ All staff inserviced in Asthma education, anti-bullying and Child Protection measures 	<ul style="list-style-type: none"> ◆ 4 Staff attend national IWB conference in Melbourne ◆ All staff inserviced at Staff days at the beginning of the year and throughout the year.
Facilities and resources	<ul style="list-style-type: none"> ◆ Construction of additional 2 new classrooms ◆ Addition of new Administration building 	<ul style="list-style-type: none"> ◆ Completion of 2 new classrooms complete with Interactive Whiteboards ◆ New Administration building.

11. Initiatives promoting respect and responsibility

We see our school as an extension of the home. In partnership with parents we aim to provide a Christian education and upbringing for all children, including the area of discipline.

Children are encouraged to conduct themselves according to Christian standards of behaviour and values. These are encouraged in a positive atmosphere of trust and forgiveness, leading to the restoring of positive relationships.

We see discipline as the development in children of a sense of responsibility, self discipline and self-control. This is encouraged through all aspects of the school including a School wide discipline policy which asks children to reflect upon their actions when problems arise and then working through a reconciliation process.

A Leadership program exists within the school where all Year 5 children receive instruction in the importance and qualities of being a good leader and are then able to 'run' for positions of responsibility. These positions are advertised, campaigning conducted and staff and students (from Years 2-6) allowed to vote. Positions of responsibility are then announced at our Graduation service.

12. Parent, student and teacher satisfaction

St John's Lutheran Primary School has a very high reputation for quality, care and excellence in the community. We are a very welcoming school who love Parental involvement in all aspects of the curriculum.

St John's School Council meets once a month on average to discuss and review policy and direction of the school. In addition, St John's has an active Parent and Friends Association which meets twice a term to discuss all school happenings, give feedback to the Principal, organise social and fundraising events and generally look for ways to support the day to day runnings of the school.

In 2008 the parents were surveyed to ascertain general satisfaction levels and to look at ways that we can improve the level of service and standard of education offered.

The following were the top 5 responses gleaned for each area:

The top fives for 2008

The 5 key elements that influence enrolment:

1. Supportive staff and caring school community
2. Commitment to Christian values
3. Academic excellence
4. Setting/location
5. Continuing the family tradition

Top 5 ways that people hear about the school:

1. Family/friends
2. Other St John's parents
3. Other
4. Radio
5. Newspaper

Top 5 strengths:

1. Caring staff
2. Christian values
3. Caring community
4. Academic excellence
5. Size

Top 5 things you would like to see improved:

1. K- 12 education (adding a high school)
2. Academic performance / challenges
3. Increased emphasis on I.T
4. More help for those struggling in class

Top five things that should NOT be changed:

1. Christian values
2. Family/ caring atmosphere
3. Size
4. Committed Christian staff

Top 5 perceived needs of the 21st Century

1. Greater emphasis on I.T
2. Offer High school
3. Academic focus
4. Commitment to good 'old fashioned values

The following graphs and data shows the collated results from the general parent survey.

Parent Survey results 2008.

Number of surveys returned: 46 from 195 families = 24% return rate

How did you first learn about St Johns?

Family/Friends	36
Other St John's Parents	12
Newspaper ad	1
Radio Ad	3
Other, please specify	10

St Pauls, always knew it was there, 10 year association with school, while driving around town,
sign in Jindera on main road

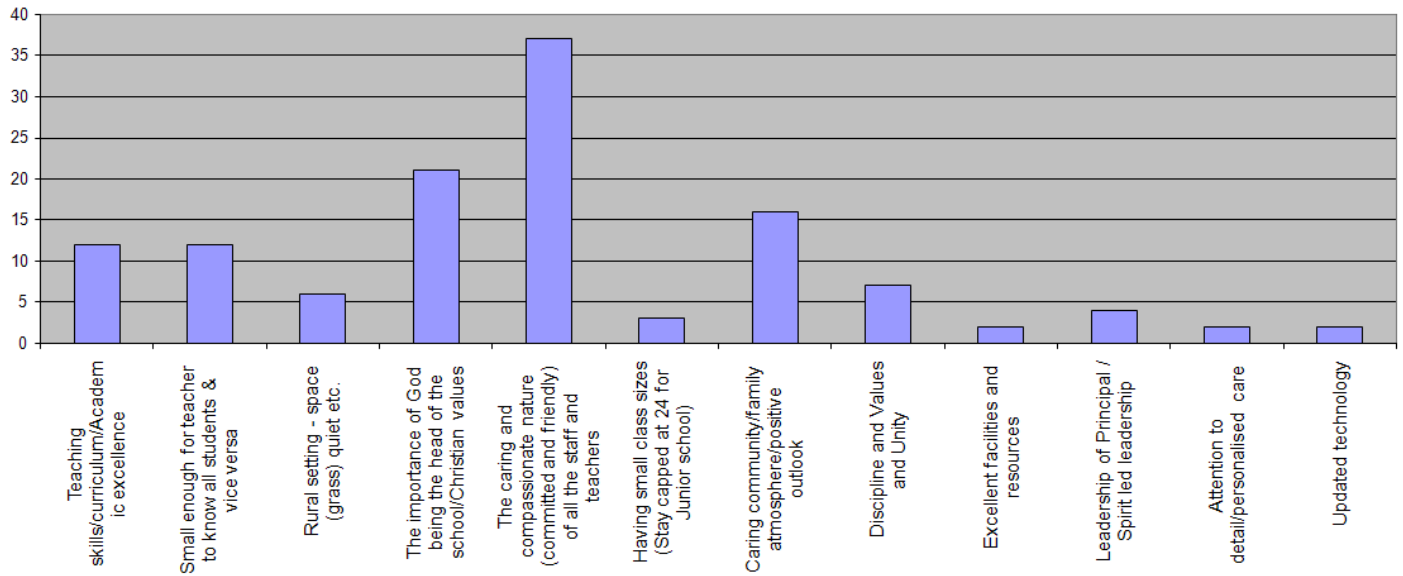
recommended, from teaching at Victory, television

Lived in the area

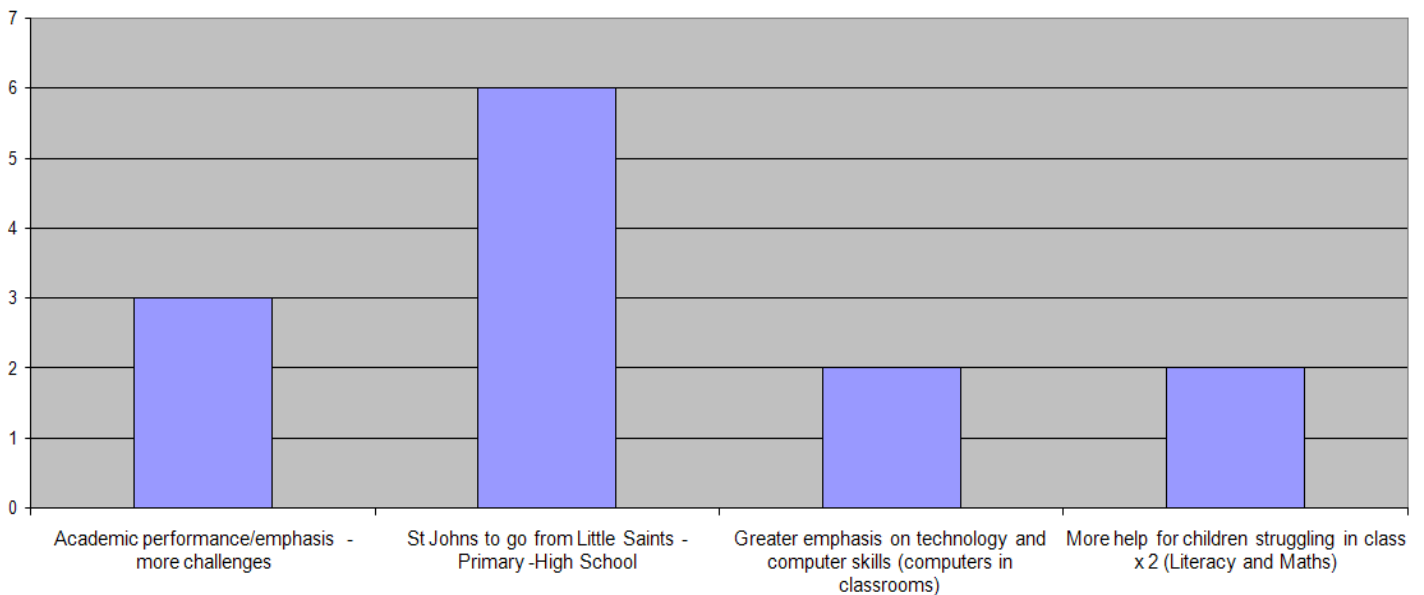
What prompted you to enrol your child at St John's?

Commitment to Christian values	33
Continuing the family tradition	6
Academic excellence	21
Setting/location	19
Supportive staff and caring school community	40
Other, please specify	3
size, not too small (and hopefully won't get too big)	2
space for kids	
Class size, not composite classes	
heard so many good reports	
Chosen because the school has after hours care	

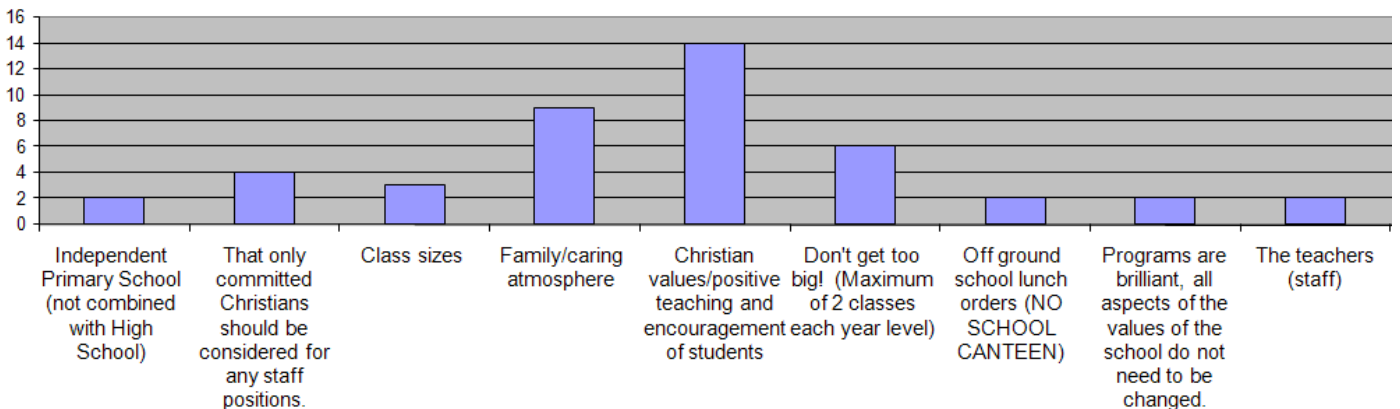
Main strengths of St John's.



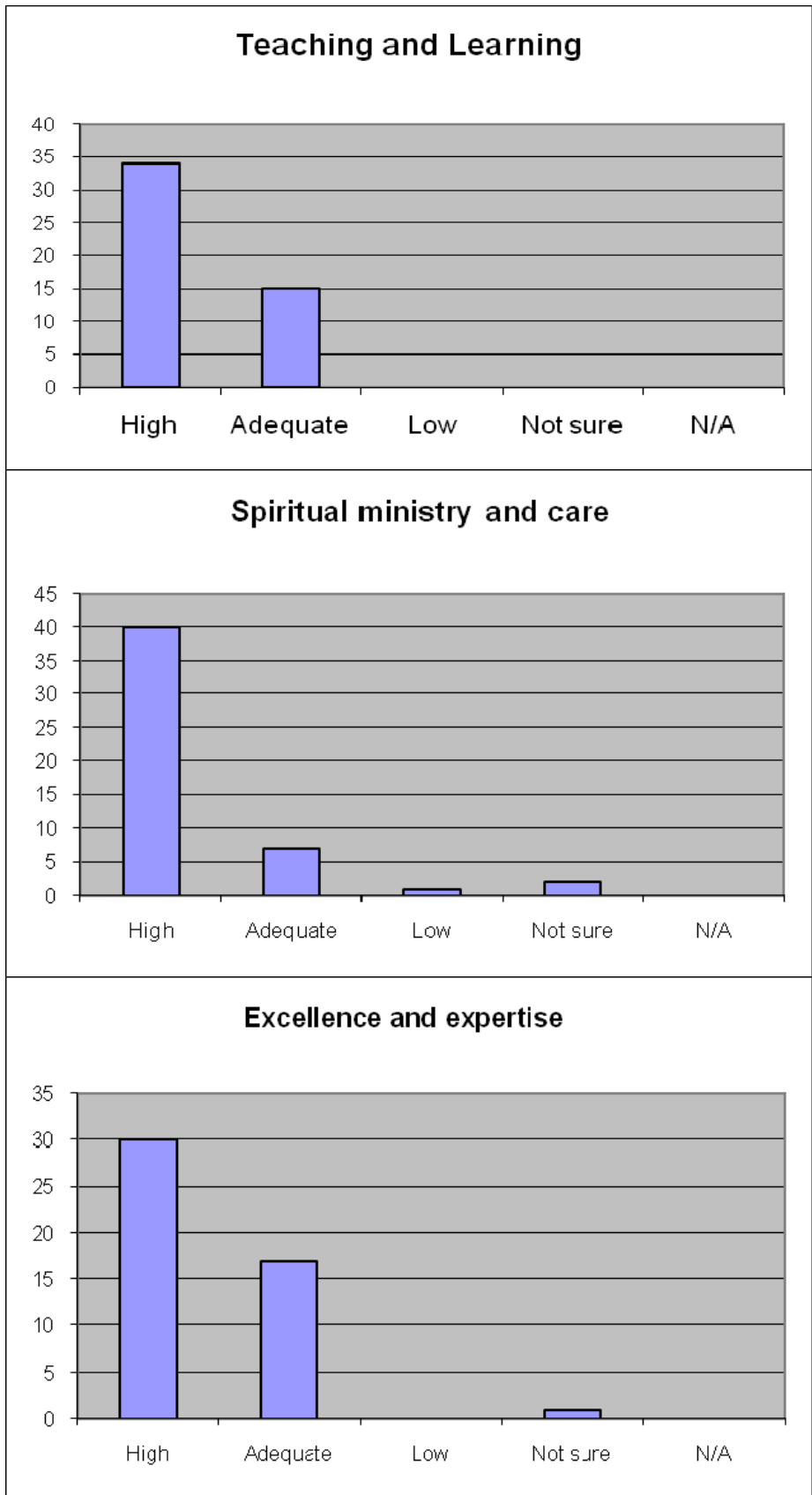
The top 4 things that you would like to see improved.

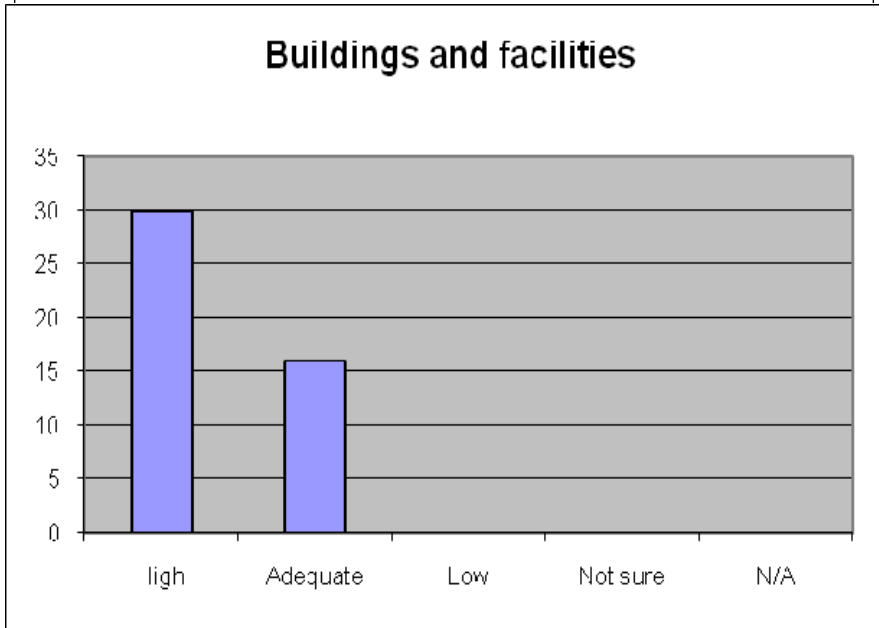
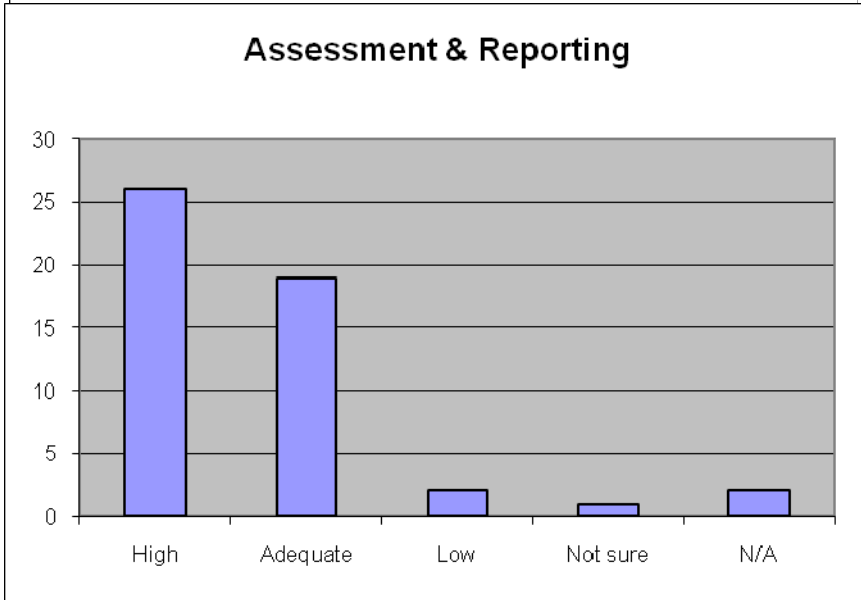
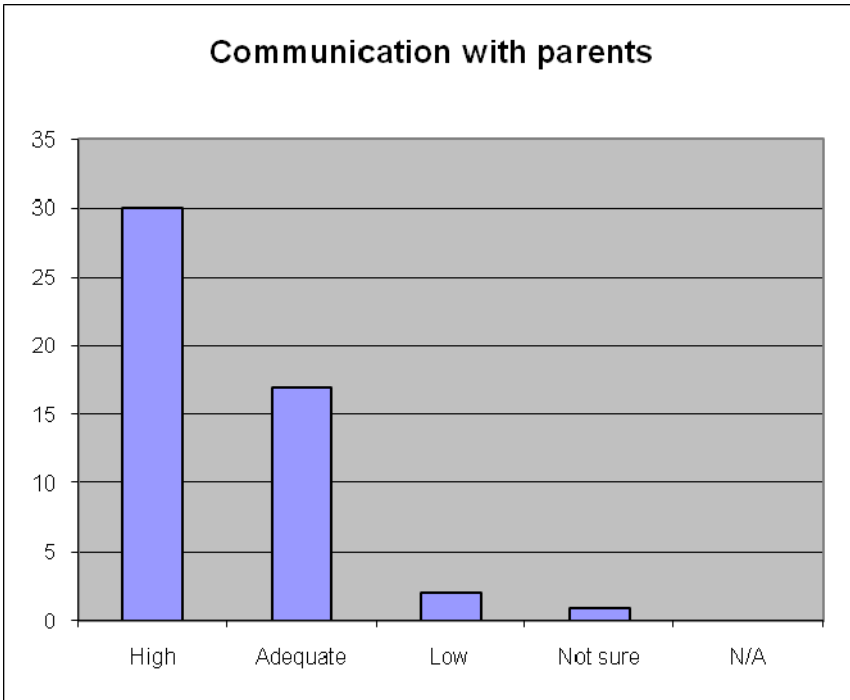


What should NOT be changed?

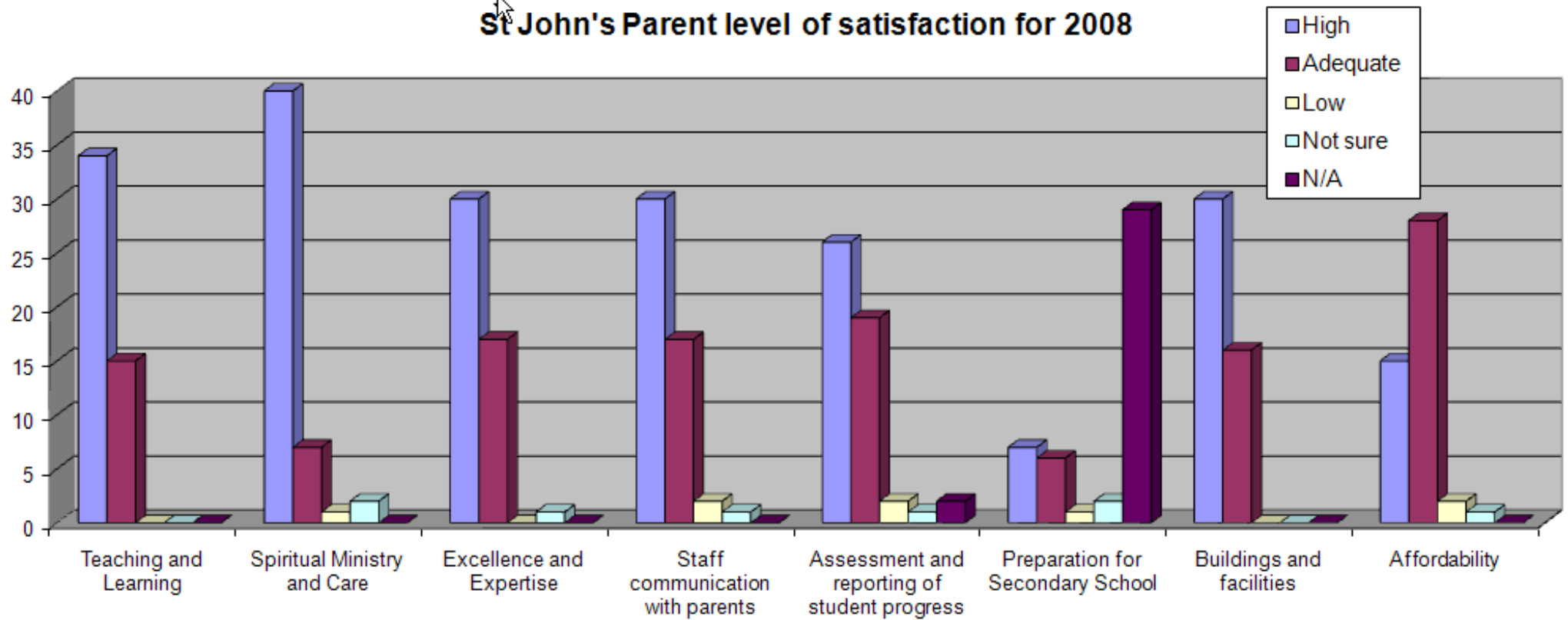


Please indicate how your expectations are met in the following areas





St John's Parent level of satisfaction for 2008



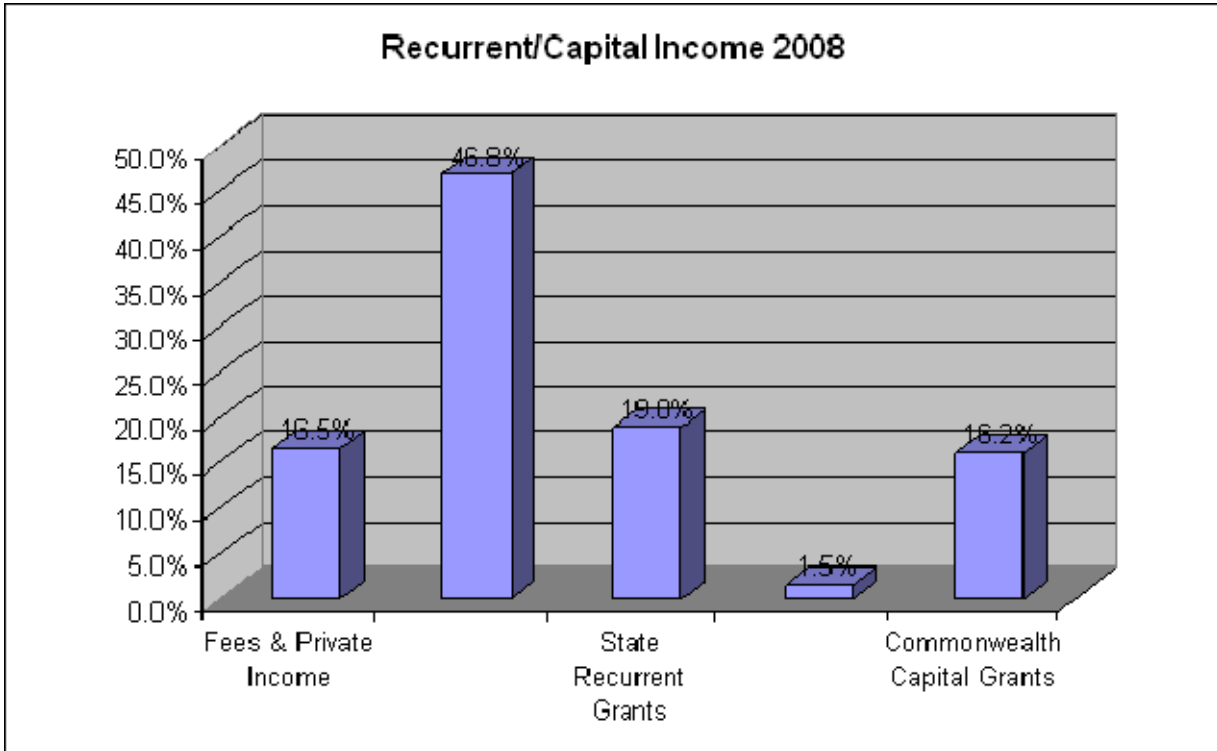
Levels of satisfaction and general feedback from teachers are gleaned through termly “share times” (1 per term) with all teaching staff. Here the Principal meets one on one with each staff member to ascertain joys, challenges, stress levels, ways to improve things etc.

The school also has a Leadership structure with a management team that meets throughout the year to identify needs, address concerns or generally plan for the future.

From these meetings it can be said that staff generally are very happy with the educational services, opportunities and care given to both students and adults.

13. Financial report for 2008.

(a) Graph one: Recurrent/capital income.



(b) Graph 2: Recurrent/capital Expenditure

